

Shackles to U.S. Federal Specification RR-C-271

Hot Dipped Galvanized Finish, Safety Factor 6:1

Anchor (Bow) Shackles

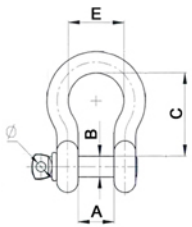


HG-6209

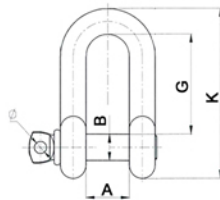


HG-6213

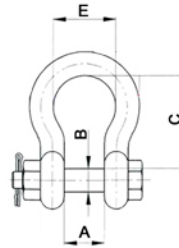
Size		Dimensions (mm)					Weight (kg)	
WLL tons	D inch	A	B	C	E	F	HG-6209 Screw Pin	HG-6213 Bolt & Nut
0.5	1/4"	11.9	8.0	28.0	19.8	15.5	0.04	0.05
0.75	5/16"	13.5	9.5	30.2	21.3	19.0	0.08	0.10
1	3/8"	16.8	11.1	35.7	26.2	23.1	0.13	0.15
1.5	7/16"	19.0	12.7	42.2	29.5	26.9	0.20	0.21
2	1/2"	20.6	16.0	47.2	33.1	30.2	0.31	0.34
3.25	5/8"	27.0	19.0	60.0	42.0	39.0	0.62	0.68
4.75	3/4"	31.8	22.1	71.0	51.0	47.0	1.00	1.11
6.5	7/8"	36.6	25.1	84.0	58.0	54.0	1.60	1.66
8.5	1"	42.9	28.5	95.0	68.0	60.0	2.30	2.35
9.5	1 1/8"	46.0	31.7	108.0	74.0	66.0	3.05	3.22
12	1 1/4"	51.5	35.1	119.0	82.0	76.0	4.31	4.98
13.5	1 3/8"	57.0	38.0	131.0	89.0	84.0	6.00	6.36
17	1 1/2"	60.5	41.5	148.0	98.0	92.0	7.21	8.14
25	1 3/4"	73.0	50.8	177.0	127.0	109.0	12.70	14.29
35	2"	82.5	57.1	197.0	146.0	127.0	18.20	20.10
55	2 1/2"	104.0	69.8	267.0	184.0	150.0	40.20	43.60
85	3"	127.0	85.0	330.0	216.0	165.0	64.00	66.98
120	3 1/2"	133.0	95.0	372.0	240.0	203.0	--	103.00
150	4"	140.0	107.0	368.0	260.0	228.0	--	141.00



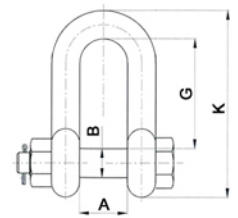
HG-6209



HG-6210



HG-6213



HG-6215

Chain (Dee) Shackles



HG-6210



HG-6215

Size		Dimension					Weight (kg)	
WLL tons	D inch	A mm	B mm	G mm	K mm	F mm	HG-6210 Screw Pin	HG-6215 Bolt & Nut
0.5	1/4"	11.9	8.0	19	40.4	15.5	0.04	--
0.75	5/16"	13.5	9.5	25	48.5	19.0	0.07	--
1	3/8"	16.8	11.1	31	58.4	23.1	0.12	0.14
1.5	7/16"	19.0	12.7	36	67.6	26.9	0.17	0.18
2	1/2"	20.6	16.0	41	77.0	30.2	0.30	0.32
3.25	5/8"	27.0	19.0	51	96.0	39.0	0.57	0.65
4.75	3/4"	31.8	22.1	60	114.0	47.0	0.98	1.03
6.5	7/8"	36.6	25.1	71	134.0	54.0	1.46	1.62
8.5	1"	42.9	28.5	81	152.0	60.0	1.96	2.18
9.5	1 1/8"	46.0	31.7	91	168.0	66.0	2.75	2.87
12	1 1/4"	51.5	35.1	100	189.0	76.0	4.11	4.60
13.5	1 3/8"	57.0	38.0	111	208.0	84.0	5.20	6.00
17	1 1/2"	60.5	41.5	124	230.0	92.0	6.81	7.69
25	1 3/4"	73.0	50.8	146	272.0	109.0	11.30	12.69
35	2"	82.5	57.1	171	314.0	127.0	16.50	17.90
55	2 1/2"	104.0	69.8	203	378.0	150.0	34.20	37.80
85	3"	127.0	85.0	216	417.5	165.0	58.50	55.08
120	3 1/2"	133.0	95.0	262	500.0	203.0	--	86.50

All dimension and weight are approximate.